

Skill Levels for Weavers

Please evaluate your skill level not only for your total weaving experience, but also for your experience in the techniques offered in the class you are considering. For example, if you are an advanced weaver in naturals but have never woven with round reed, you are a beginning weaver in a round reed class.

Beginning

Weavers are becoming proficient in basic weaving techniques including over/under weaving, start/stop weaving, twining, and rim lashing. They are learning to control shape. They will be introduced to new pattern weaves such as twill, different twining methods, and rim and handle finish variations. If you are taking a class in a material you have never used, you are a beginner in that class.

Intermediate

Weavers are gaining proficiency in weaving techniques. They have no trouble setting up bases, twining, over/under weaves and rims using the materials offered for a class.

Advanced

Weavers are proficient or have mastered weaving techniques. They are ready to take on more challenging projects. Teachers depend on students to have achieved this skill level to attend their class. Basic skills are not reviewed due to time constraints.

Code Explanation

Basket Dimension Abbreviations

L.....	Length	
W.....	Width	w/hdl..... With Handle
H.....	Height	wo/hdl..... Without Handle
C.....	Circumference	
D.....	Diameter	

Class Code Abbreviations

W.....	Wednesday	AM.....	Morning
Th.....	Thursday	PM.....	Afternoon
F.....	Friday		
S.....	Saturday		
U.....	Sunday	001-070....	Class Numbers

Examples

- 12 WTh 013.....12-hour class #013 meets Wednesday and Thursday morning and afternoon
12 FS 036.....12-hour class #036 meets Friday and Saturday morning and afternoon
8 F 032.....8-hour class #032 meets Friday morning and afternoon
6 S 051.....6-hour class #051 meets Saturday morning and afternoon
4 S-AM 052.....4-hour class #052 meets Saturday morning
4 S-PM 053.....4-hour class #053 meets Saturday afternoon

Teacher Class Listing

Teacher

Page Number(s)

Adams Sutton, Polly.....	7, 9, 17
Catsos, JoAnn Kelly.....	7, 10, 14, 18, 19
Ciammaichella, Char.....	13, 18 (2)
Durkee, Sally.....	15, 17, 20
Gleixner, Dianne.....	8, 10, 14, 17, 19
Hoppe, Flo.....	8, 10, 14, 16
Kemp, Carolyn.....	8, 11, 13
Kieft, Gina.....	9, 15, 16, 20
Kraayeveld, Annetta.....	8, 10, 13, 16
Lang, Carol.....	8, 16
Mannik, Millie.....	14, 20
Moore, Marilyn.....	7, 12, 17
Owens, Billy.....	11, 13, 16
Robinson, Jill.....	9, 12, 19
Ross, Joni-Dee.....	9, 14, 16, 19
Taylor, Eric.....	10, 12, 17
Tembreull, Karen.....	11, 13, 17, 20
Tessler, Kathy.....	13, 18, 20
Whalen, Sandy.....	18
Wilson, Judy K.....	8, 10, 14

Convention Schedule

Registration (NOTE: You MUST register before attending any classes)

Tuesday.....5:30 pm-7:30 pm
Wednesday.....7:30 am-9:00 am.....12:30 pm-1:30 pm (on call).....6:00 pm-7:00 pm
Thursday.....7:30 am-9:00 am.....11:30 am-1:00 pm (on call).....4:00 pm-8:00 pm
Friday.....7:30 am-9:00 am.....11:30 am-1:00 pm (on call).....5:00 pm-7:00 pm (on call)
Saturday.....7:30 am-9:00 am.....11:30 am-1:00 pm (on call)

Extra Class Sales

Tuesday.....5:30 pm-7:30 pm (on call)
Wednesday.....7:30 am-9:00 am (on call)..12:30 pm-1:30 pm (on call).....6:00 pm-7:00 pm (on call)
Thursday.....7:30 am-9:00 am (on call)..11:30 am-12:00 pm (on call).....4:00 pm-8:00 pm (on call)
Friday.....7:30 am-9:00 am (on call)..11:30 am-1:00 pm (on call).....5:00 pm-7:00 pm (on call)

Merchandise Pick-up

Tuesday.....5:30 pm-7:30 pm
Wednesday.....7:30 am-9:00 am.....12:30 pm-1:30 pm (on call).....6:00 pm-7:00 pm
Thursday.....7:30 am-9:00 am
Friday.....7:30 am-9:00 am

Vendors

Wednesday.....12:00 pm-11:00 pm.....Set up only
Thursday.....8:00 am-4:00 pm.....Set up only
5:30 pm-8:30 pm.....Showcase Extravaganza
Friday.....10:00 am-5:00 pm.....Public Day
7:00 pm-8:30 pm
Saturday.....10:00 am-6:00 pm.....Public Day
6:00 pm-11:00 pm.....Move out
Sunday.....7:00am-1:00 pm.....Move out

Teacher Basket Sales (in Vendor area)

Exhibit Room

Wednesday.....3:30 pm-5:30 pm.....Drop off only
Jurying
Thursday.....4:00 pm-8:00 pm
Friday.....10:00 am-5:00 pm.....Public Day
6:00 pm-10:00 pm
Saturday.....10:00 am-6:00 pm.....Public Day
10:00 pm-11:00 pm.....Pick up only

Convention Schedule

Information Table

Tuesday—Sunday

Public Days

Friday10:00 am-5:00 pm
Saturday.....10:00 am-6:00 pm



Marketplace

Friday7:30 pm-8:30 pm.....Set up only
8:30 pm-10:00 pm.....Open

Lunch & Exhibit Room Awards

Thursday.....12:00 pm-1:30 pm

Raffle Winners & Viewers' Choice Awards

followed by Annual Meeting & Election of Officers

Saturday.....7:30 pm-10:00 pm

Program

Wednesday.....7:00 pm-8:00 pm.

Classes

	<u>12 hour</u>	<u>8 hour</u>	<u>6 hour</u>	<u>4 hour</u>
Wednesday.....	9:00 am-4:00 pm.....	8:30 am-5:30 pm.....	9:00 am-4:00 pm.....	8:30 am-12:30 pm 1:30 pm-5:30 pm
Thursday.....	9:00 am-4:30 pm.....	8:00 am-5:30 pm	9:00 am-4:30 pm.....	8:00 am-12:00 pm 1:30 pm-5:30 pm
Friday	9:00 am-4:00 pm.....	8:30 am-5:30 pm.....	9:00 am-4:00 pm.....	8:30 am-12:30 pm 1:30 pm-5:30 pm
Saturday.....	9:00 am-4:00 pm.....	8:30 am-5:30 pm.....	9:00 am-4:00 pm.....	8:30 am-12:30 pm 1:30 pm-5:30 pm
Sunday				8:30 am-12:30 pm

Registration Information

Policies

- The AMB Convention is for **ADULTS only** (18 or older).
- All members of the AMB as of January 31 will receive the first mailing of the 2015 Convention Selection Brochure including the registration form.
- Subsequent mailings will be charged a prepaid mailing fee of \$5.00.
- Registration for Convention does not guarantee placement in requested classes.
- Please note the cancellation policy.



Registration Form

- Be sure to make a copy of the completed registration form for your own records.
- Payment must be enclosed when returning the registration form.
- Failure to follow all instructions may result in your registration being returned or delayed.
- The registration form must be signed and dated.

Convention Fee

- The registration fee for Convention is \$85.
- Registration includes **up to 14 workshop hours** with functions and activities included. **If you want more than the 14 hours included with your registration fee, the extra hours box MUST be checked on the registration form.**
- Registration does **not** include workshop material fees or lunch.
- If there are available classes, you may be assigned additional workshops if requested on your registration form.
- **If more than 14 workshop hours are assigned, additional registration fees of \$5 per hour are required.**
- Material fees and extra hours fees are due upon notification of workshop assignments.

Deadlines

- Registration forms postmarked before or on **June 12** will be treated as "first day" registrations.
- Workshops will be filled by random computer selection from these forms.
- Forms postmarked after **June 12** will be assigned space, if available, according to the postmark date.
- **After June 12, a \$10 late fee will be required in addition to the registration fee.**

Class Choices

- Enter the correct and **complete** workshop code when filling out the form. Workshops are assigned according to these codes. Write clearly and legibly.
- List choices in order of preference.
- List one choice in each box.

- Listing only one workshop does not guarantee your placement in that workshop.
- Only list choices for the days you are planning to attend Convention. If you are arriving Thursday, do not list any Wednesday classes!
 - Do not list any classes that you are unwilling to take.
 - Once you are confirmed in a workshop, you may not switch it for another workshop. There are no exceptions.
 - Do not send workshop material fees until you receive workshop confirmations.
 - A late fee of \$10 per class will be charged if fees are not received by the date indicated on the notification letter.

- Do not worry about workshop times; the computer will not schedule two classes for you at the same time.

Cancellations

- A PROCESSING FEE OF \$25 WILL BE DEDUCTED FROM REGISTRATION FUNDS.
- No registration refunds will be issued after September 4, 2015.
- After September 4, workshop material fee refunds will be at the discretion of the instructor.
- Cancellations for the entire convention **MUST** be in writing and sent to:
Juanita Elkins
1309 Goodrich St
Lansing MI 48910-1240
amblaptop1@gmail.com
- Cancellations for a specific workshop **MUST** be in writing and sent to:
Kathy Tessler
1552 Mallard Pond Drive
Howell MI 48855-6400
amblaptop1@gmail.com
- If there is a waiting list, those wishing to cancel after September 4 will be given the name of the next person on the list and may sell their entire package to that person.
- As long as classes are available, the cancellation fee will be withheld.
- Material fee checks will be held until convention.

Hotel Forms

- Hotel reservation information will be mailed with the workshop confirmation letters.
- To get the special convention room rate - call and say you're with the Association of Michigan Basketmakers. Give group code **AMB1015**. Check your hotel reservation form for phone numbers.




Exhibit Room Information

Purpose

- The AMB Exhibit Room is designed to perpetuate the art of basketry, to stimulate interest and knowledge in all phases of basketry, and to promote public enthusiasm for its value in the community.
- The AMB Exhibit Room is open to convention attendees and the public during all posted hours.
- AMB membership renewals and raffle tickets are also available.

Exhibits

The Exhibit Room is divided into the following sections:

- Raffle exhibit.
- Sharing exhibit area is available to display any basket from a member or from their private collection.
- Juried exhibit for baskets to be critiqued by AMB Board-approved jurors.
- Special exhibit area.

Juried Exhibit

- **ONLY members who are current by August 31st can submit to the juried area.**
- Entries to the juried exhibit are divided into two groups: Teacher / Professional (any teacher / professional who has taught at an AMB Convention or derives a significant amount of their income from basket making activities) and General Member (any current AMB member who has not taught at any AMB convention).
- Each participant may enter only one basket per category, and no participant may win in more than two juried categories. Baskets must be the work of the submitter.
- Each entry will receive a comment sheet completed and signed by the jurors.
- Only the jurors, clerk(s), Exhibit Room chairperson(s), and Convention Coordinators may be present during jurying.
- Jurors may, at their discretion, select a winner from each group (Teacher/Professional and General Member) per category.
- Entries for each group and category are juried separately.
- The award monies will be paid by the AMB General Fund.
- In the event of a tie in a group or category, prize money will be split equally between the winners.
- If awarded, the New Weaver winner will receive \$25.
- All other category winners receive \$50.
- Jurors may award up to five Exceptional Merit awards at their discretion. Each winner will receive \$25.

Juried Categories

Baskets may be submitted for jury in the following categories:

- Reed-majority of basket is made with commercial reed
- Wood-basket made of any type of wood
- Coiled
- Naturals
- Art Piece-unique sculptural design of any style and material
- Miniature-measurements less than 2" x 2" x 2", including handle
- Nantucket Style-woven over a mold with a wooden base
- Ribbed Construction-includes a frame for the rim, skeleton (ribs), & handle if used
- Miscellaneous Materials-any fibrous or pliable material
- New Weaver—someone weaving two years or less

Viewer's Choice

- AMB members who visit the Exhibit Room may vote for the Viewer's Choice Awards from juried exhibit entries.
- The entry with the most ballots cast will be the winner. The Teacher / Professional or General Member who submitted the entry will be presented with the "Fred Ely Award," a gold miniature Nantucket basket necklace.
- The entry with the most ballots cast from the other group (Teacher / Professional or General Member) will be the second Viewer's Choice winner. The Teacher/Professional or General Member who submitted the entry will be presented with the second "Fred Ely Award," a gold bell necklace.
- In case of a tie, a random drawing will decide the winner.
- The basket and gold bell necklaces are traveling awards and will stay in the winners' possession until the next AMB convention. These awards must remain in the U.S. at all times.

Basket Drop-off

Baskets must be delivered to the AMB Exhibit Room on **Wednesday, October 14, 2015** between 3:30 PM and 5:30 PM or contact Nancy Vanderwall for special arrangements.

Contact

Questions regarding the AMB Exhibit Room should be directed to:

Nancy Vanderwall
901 Green Acres St
Bellaire MI 49615-9418
basicallybaskets@hotmail.com



Lunches



You can order lunches for Wednesday, Friday, and Saturday when you send in your payments for your class assignments.

We have made arrangements with the hotel to have all lunches pre-reserved by our attendees.

We will provide information on what will be served with your class assignment letter.

Attendees will be able to choose which days' lunches they would like to pre-reserve and purchase.

These lunches are set buffet menus so unfortunately we cannot accommodate special dietary needs.

We hope this will alleviate the stress of trying to find lunch each day in a timely manner.

Program: Gourdmania

Jill Robinson
Austin TX

Wednesday
October 14, 2015
7:00 to 8:00 PM

There has long been a crossover in basket weavers who are interested in working with gourds. This one-hour program will explore working with gourds beginning from the raw gourd all the way to prize-winning masterpieces. Discussion will include weaving, coiling, and carving on gourds as well as multiple decorative options.

Photos will be presented to be inspired by the endless possibilities as well as actual examples will be available. A list of resources (organizations, sources for gourds, competitions, etc.) will be distributed for attendees to explore their interest.



Wednesday October 14, 2015



12 hour (6 hours Wednesday, 6 hours Thursday).....	9:00 am — 4:00 pm Wednesday
	9:00 am — 4:30 pm Thursday
8 hour.....	8:30 am — 5:30 pm
6 hour.....	9:00 am — 4:00 pm
4 hour AM.....	8:30 am — 12:30 pm
4 hour PM.....	1:30 pm — 5:30 pm
Program: Gourdmania • Jill Robinson.....	7:00 pm — 8:00 pm
	see previous page for description

Wed / Thu - 12 hour



12 WTh 001

12 Hour

Posey Basket
Marilyn Moore
Seattle WA

Explore twining with fine wire, blending colors & making a handle to turn this into a sweet basket. Students should bring small wire cutters, chain nose pliers, small weaverite packing tool, nylon jaw pliers, embroidery needles size 1-5, task light, & extension cord.

Dimensions:
2 3/4"L x 1 3/4"W x 3"H w/hdl
Material & Preparation Fee: \$60.00
Beginner Weaving Level

Wednesday - 8 hour



8 W 002

8 Hour

Cracker Basket
JoAnn Kelly Catsos
Ashley Falls MA

Inspired by an antique Shaker basket & woven on a mold with precisely prepared white sapwood weavers & darker heartwood stakes & cherry rims. The corner stakes have been split to allow for the graceful curve of the corners. Student toolbox provided.

Dimensions: 12"L x 5"W x 2 1/2"H
Material & Preparation Fee: \$85.00
Intermediate Weaving Level



8 W 003

8 Hour

Cedar Knothole Cathead
Polly Adams Sutton
Seattle WA

Using cedar bark for the spokes & ash for the weavers, this basket will be twined with an "x" method. Magnet wire helps shape this free form cat-head topped with a knothole border & folded rim.

Dimensions: 4"L x 4"W x 3 1/2"H
Material & Preparation Fee: \$95.00
Advanced Weaving Level

Wednesday - 6 hour



6 W 004

6 Hour

Woven Watercolors Necklace/Pin

Carolyn Kemp
New Gloucester ME

Students will paint their own paper & weave a unique necklace/pin of woven paper. Optional fabric backgrounds & beads are available. Students will paint enough paper to take home.

Dimensions: 11 1/2"W x 3 1/2"H
Material & Preparation Fee: \$37.00
All Weaving Level



6 W 005

6 Hour

Pine Needle Pin Cushion

Carol Lang
Carlsbad CA

Learn to couch a pine needle basket on a wooden base. As you shape the basket, beads will be added. Finally, form the pin cushion using fabric. A variety of beads & cloth will be available or bring your own favorite colors to use. Students should bring sm. sharp scissors. Optional: size 6 beads & matching cloth.

Dimensions: 11"C x 3 1/4"D x 2"H
Material & Preparation Fee: \$55.00
All Weaving Level

Wednesday - 4 hour



4 W-AM 008


4 Hour

Papyrus Annetta Kraayeveld

Beloit WI

An introduction to weaving with painted paper, woven on a mold with start stop rows, students will weave two baskets. A layered rim & a simple embellishment completes the basket. Students should bring sharp scissors, small bent packer, & #22 Tapestry needle.

Dimensions:
4 1/2"L x 2 3/4"W x 1 3/4"H
Material & Preparation Fee: \$30.00
All Weaving Level



6 W 006

6 Hour

Copper Mine

Judy K. Wilson
Palmetto GA

Create this striking basket with its glass & copper beads. Copper wire is woven in to also create a design in the center - this part will be completed for you for a faster start in class. Discussing & demonstrating twining with copper wire.

Dimensions: 4 1/2"D x 11/8"H
Material & Preparation Fee: \$40.00
Intermediate Weaving Level



6 W 007

6 Hour

Piccadilly

Flo Hoppe
Rome NY

A large sturdy basket that combines 3-rod wale & slewing woven with #5 weavers to form the sides. The 3-row rolled border is worked with double spokes around a core to make it extra strong. The basket is finished with a Japanese style wrapped handle.

Dimensions: 38"C x 12"D x 16"H w/hdl
Material & Preparation Fee: \$65.00
Intermediate Weaving Level



4 W-PM 009

4 Hour

Double Arrows Bowl

Dianne Gleixner
Brookfield WI

Students will insert spokes into a round, slotted wood base, concentrate on hand shaping to achieve a nice round bowl, & learn to weave triple-twined arrows with paired weavers. Color choices available for the arrow weave.

Dimensions: 12"D x 5"H
Material & Preparation Fee: \$42.00
Beginner/Intermediate Weaving Level

10"
9"
8"
7"
6"
5"
4"
3"
2"
1"

Thursday October 15, 2015

12 hour (6 hrs Wed, 6 hrs Thu).... 9:00 am — 4:00 pm Wed
9:00 am — 4:30 pm Thu
8 hour 8:00 am — 5:30 pm
6 hour 9:00 am — 4:30 pm
4 hour AM..... 8:00 am — 12:00 pm
4 hour PM..... 1:30 pm — 5:30 pm



8 Th 010 8 Hour

Waves on Cedar
Polly Adams Sutton
Seattle WA

Using cedar bark for the spokes, this sculptural basket uses basic twining to undulate the cedar with the placement of the wire. The finish is an easy lashed border.

Dimensions: 3"L x 2 1/2"W x 5 1/2"H
Material & Preparation Fee: \$78.00
Intermediate Weaving Level

Thursday - 8 hour



8 Th 011 8 Hour

Alternative Energy
Gina Kieft
Rothbury MI

Students will learn a chair style open hexagonal weaving. Several color options will be available. Spoke placement & shaping will be stressed. For easy carrying hand carved oak bushel handles are added.

Dimensions: 38"C x 12"D x 4"H w/hdl
Material & Preparation Fee: \$30.00
Advanced Weaving Level



8 Th 012 8 Hour

6" Butterfly Basket
Joni-Dee Ross
Summerfield NC

Students will be introduced to using hardwood WEAVERS as staves, eliminating any steaming/bending. Choice of color of staves. Choice of walnut or cherry for class.

Dimensions: 20"C x 6"D x 5 1/2"H w/lid
Material & Preparation Fee: \$122.00
All Weaving Level



8 Th 013 8 Hour

Tapestry Antler
Jill Robinson
Austin TX

Begin with a 7-8" antler with pre-drilled holes & primary ribs inserted. Weave with #0 & #1 round reed, palm inflorescence, philodendron sheath, raffia, & small seagrass. Learn to insert ribs in an asymmetrical basket.

Dimensions: 9"L x 7"W x 7"H w/hdl
Material & Preparation Fee: \$82.00
All Weaving Level

Thursday - 8 hour



8 Th 014

8 Hour

Cottage Garden #2

Eric Taylor
McMinnville TN

This is the second basket in the Cottage Garden set of 3. Its boxy, black ash, & beautiful! Cherry skates act to lift the basket & give it a firm stature. Class fee includes cost of pre-shipping of materials.

Dimensions: 12"L x 7 1/2"W x 7 1/2"H w/hdl
Material & Preparation Fee: \$145.00
Intermediate Weaving Level



8 Th 015

8 Hour

Surreptitious

Annetta Kraayeveld
Beloit WI

Learn to add randing arrows to a basket without leaving ends inside the basket. Basket starts with a plaited base & added stakes to round the corners. A hand carved handle & a 3/2 lashing complete the basket. Color choices will be available.

Dimensions: 12"L x 10 1/2"W x 11"H w/hdl
Material & Preparation Fee: \$50.00
Intermediate Weaving Level

Thursday - 6 hour



6 Th 016

6 Hour

Cimarron

Flo Hoppe
Rome NY

Cimarron is woven with braid weave using both flat oval & double round weavers in three different colors creating a vertical color pattern. The basket is finished with a double diagonal rolled border.

Dimensions: 11 1/2"D x 6 1/2"H
Material & Preparation Fee: \$68.00
Intermediate Weaving Level



6 Th 017

6 Hour

Miniature Diamond Bureau Basket

JoAnn Kelly Catsos
Ashley Falls MA

Weave this half scale version of my Bureau Basket with finely prepared black ash splint, white sapwood weavers, & brown heartwood stakes over a mold. Create a twilled diamond on both sides. Patience & good eyesight appreciated. Student toolbox provided.

Dimensions: 4"L x 2 1/2"W x 1 1/2"H
Material & Preparation Fee: \$50.00
Advanced Weaving Level



6 Th 018

6 Hour

Pansy

Judy K. Wilson
Palmetto GA

You will weave colorful beads in this basket. Twined with waxed cotton cord & glass beads. Class time will cover twining techniques, hand skills, tension, & overall look of the basket. Bottom completed by instructor for faster start in class.

Dimensions: 4"D x 3 1/4"H
Material & Preparation Fee: \$48.00
Intermediate Weaving Level



6 Th 019

6 Hour

Arctic Mist

Dianne Gleixner
Brookfield WI

Weaving over a class mold, students will insert specially dyed spokes into a slotted wood base, triple twine, & then insert a second, narrower set of spokes. The main body is woven using stacked weavers in a twill weave. Attention to detail is a must.

Dimensions: 13"L x 9"W x 7"H
Material & Preparation Fee: \$52.00
Intermediate/Advanced Weaving Level

10"
9"
8"
7"
6"
5"
4"
3"
2"
1"

Lunches

**Lunch for
Wednesday, Friday, Saturday**
Can be pre-ordered when
sending payment for classes

Watch for details when receiving
your class assignment letter

**Lunch and
Exhibit Room Awards**
Thursday, October 15
12:00 to 1:30 pm
Cost for lunch: \$12.00
Sign up on
Registration Form

Other Events

Program: Gourdmania
Jill Robinson
Wednesday, October 14
7:00 to 8:00 pm

Marketplace
Friday, October 16
8:30 pm to 10:00 pm

Public Days
Friday, October 16
10:00 am to 5:00 pm
Saturday, October 17
10:00 am to 6:00 pm

**Raffle Winners,
Viewer's Choice Awards,
Annual Meeting,
Election of Officers**
Saturday, October 17
7:30 to 10:00 pm

Thursday - 4 hour



4 Th-AM 020

4 Hour

White Pine Petals
Karen Tembreull
L'Anse Ml

Using pine bark, cut out pentagon base with flower petal sides to form this decorative piece. Sides are stitched with finely split & prepared spruce roots. Students may fold their petals over & stitch down, or catch in the rim of spruce root.

Dimensions: 13"C x 5"H
Material & Preparation Fee: \$45.00
All Weaving Level



4 Th-PM 021

4 Hour

The Utensil
Billy Owens
Jenkins MO

The Utensil is made from White Oak trees I have selected, cut, & prepared by hand using a homemade tool called a "split knife", which my Dad made & used. It has a woven Oak "working" bottom & is perfect for holding your favorite kitchen utensils.

Dimensions: 22"C x 6 1/2"D x 7 1/2"H
Material & Preparation Fee: \$55.00
All Weaving Level



4 Th-PM 022

4 Hour

Diagonal Weave in Paper
Carolyn Kemp
New Gloucester ME

Students will experience the challenge of the "diagonal" weave using hand painted watercolor paper prepared in advance. Students will select from a variety of colors & textures & learn to handle the special characteristics of paper.

Dimensions: 9"C x 3"D x 4"H
Material & Preparation Fee: \$30.00
Intermediate Weaving Level

Friday October 16, 2015

12 hour (6 hours Friday, 6 hours Saturday)	9:00 am — 4:00 pm Friday
	9:00 am — 4:00 pm Saturday
8 hour	8:30 am — 5:30 pm
6 hour	9:00 am — 4:00 pm
4 hour AM	8:30 am — 12:30 pm
4 hour PM	1:30 pm — 5:30 pm



Fri / Sat - 12 hour

Friday - 8 hour



12 FS 023

12 Hour

Turquoise Potato

Jill Robinson
Austin TX

Learn this absolutely unique method of starting a potato basket (no more 3 pieces sticking up!) along with shaping, rib, & color placement. Students will also learn to make your basket sit flat & a not-so-common method for packing/filling.

Dimensions: 14"C x 10"D x 5"H
Material & Preparation Fee: \$77.00
Intermediate Weaving Level



8 F 024

8 Hour

Knitted Elegance

Marilyn Moore
Seattle WA

With a selection of wire cloth & wire create a pendant or earrings. Cut, hem, & attach the wire to the wire cloth to knit & crochet to create your design. Attach pearls or beads to accent. Knowledge of simple crochet required. Students should bring small wire cutters, chain nose pliers, metal burnisher, small cutting mat, metal ruler, awl, task light, & extension cord.

Dimensions: vary
Material & Preparation Fee: \$40.00
Intermediate Weaving Level



8 F 025

8 Hour

Bureau Twist

Eric Taylor
McMinnville TN

Now there is a new twist to the Cottage Bureau Basket. Have some fun with curling. The basket is woven over a mold with hand pounded black ash weaver, flared cherry handles, & pre-bent rims gives this basket a distinctive look.

Dimensions: 8"L x 5"W x 2 1/2"H wo/hdl
Material & Preparation Fee: \$115.00
Intermediate Weaving Level



8 F 026 8 Hour

Ozark Baby Basket
Billy Owens
Jenkins MO

The Ozark Baby Basket is the first White Oak basket I have made using leather handles yet staying true to the Ozark tradition. Features a "herringbone" bottom, large oval top with 2 braided leather handles.

Dimensions: 18"L x 9"W x 8 1/2"H w/hdl
Material & Preparation Fee: \$90.00
All Weaving Level



8 F 027 8 Hour

Itsy Bitsy Bird House
Kathy Tessler
Howell MI

Weave a little bird house over a class mold. Emphasis on ash weaving techniques. Roof is woven as a flat mat & attached to house. All tools provided.

Dimensions: 2 1/2"L x 2 1/2"W x 3 1/2"H
Material & Preparation Fee: \$40.00
Intermediate Weaving Level



8 F 028 8 Hour

Chicklets
Char Ciammaichella
Aurora OH

Large basket started by inserting black dyed spokes into a wood base. Weaving techniques of start/stop, paired 3-rod twining regular, reverse twining, & 4-rod twining learned. Colorful overlays added to the black spokes for a great looking pattern.

Dimensions: 17"L x 9"W x 17"H w/hdl
Material & Preparation Fee: \$68.00
Intermediate Weaving Level



8 F 029 8 Hour

Vortex Bowl
Karen Tembreull
L'Anse MI

Students will heat, fold, & stitch a hexagonal Birch Bark bowl with split Spruce root. A spiraling liner of hexagonal to bias woven Cedar bark will be added. Rim consists of: Birch Bark, Willow or Poplar Bark, & Spruce root stitched with 7 ply waxed linen.

Dimensions: 18 1/2"C x 3 1/4"H
Material & Preparation Fee: \$65.00
Intermediate Weaving Level



8 F 030 8 Hour

Birch Bark Trio of Miniatures
Carolyn Kemp
New Gloucester ME

A special class to work with birch bark & weave three 'miniatures'. Weave a Choctaw Pouch Necklace, Woven Star Ornament, & Folded Stitched Mini Gathering Basket. Students will learn folding & weaving techniques for birch bark.

Dimensions: 1/2"W x 3"H
Material & Preparation Fee: \$55.00
All Weaving Level



8 F 031 8 Hour

Montana
Annetta Kraayeveld
Beloit WI

This basket has peaks & valleys in a non-symmetrical design. Students will work to create a cathead & control shaping while constantly moving from OIU to a complex twill. Twill experience is necessary!

Dimensions: 8"D x 6"H
Material & Preparation Fee: \$45.00
Advanced Weaving Level



6 F 032

6 Hour

Reflection

Flo Hoppe
Rome NY

This small basket is woven with #2 over #4 spokes. The sides feature chase weave & 3-rod wale to create a surface for embellishments of knots & diagonals. Basket will be completed in class, knot technique begun & students will finish later.

Dimensions: 19"C x 6"D x 5 1/2"H
Material & Preparation Fee: \$48.00
Intermediate Weaving Level



6 F 033

6 Hour

Pencil Holder for Name Badge

Millie Mannik
Petoskey MI

Weave a small vessel with waxed linen that will hold a pencil & attach to the AMB name badge.

Dimensions: 2 1/2"L x 1/2"W x 3"H w/hdl
Material & Preparation Fee: \$25.00
All Weaving Level



6 F 034

6 Hour

Hint of Color

Joni-Dee Ross
Summerfield NC

Students will learn to make an oval Nantucket basket. Lots of tips will be demonstrated in class to insure that Nantucket weaving is less frustrating. Waxed linen is woven into this Nantucket. The wood is cherry. Contact teacher if you prefer walnut.

Dimensions: 5"L x 4"W x 4 1/2"H w/lid
Material & Preparation Fee: \$107.00
All Weaving Level



6 F 035

6 Hour

Rust-ic Radiance

Dianne Gleixner
Brookfield WI

Students will alternate dyed spokes with natural filler spokes to weave a filled base with chicken feet. Techniques include start/stop weaving, triple twining, adding spoke overlays, & adding leather handles to the rim. Bring spoke weight & tools.

Dimensions: 12"L x 10"W x 6"H
Material & Preparation Fee: \$45.00
Intermediate Weaving Level



6 F 036

6 Hour

Shawnee Gourd

Judy K. Wilson
Palmetto GA

Learn to coil on the opening of a gourd with waxed threads & paper rush. Learn to add beads (frets) to the top of the coiling. Learn how to cut leather into feathers & lacing. Many choices of threads & matching beads available.

Dimensions: 3 3/4"W x 3 1/2"H
Material & Preparation Fee: \$32.00
All Weaving Level



6 F 037

6 Hour

Berkshire Back Pack

JoAnn Kelly Catsos
Ashley Falls MA

Chase woven of precisely prepared black ash splint over a puzzle mold that must be taken apart to be removed. Although small in size (a business card will fit) it has all the features of a full size pack. Student tool-box provided.

Dimensions: 2 3/4"L x 2"W x 4"H w/hdl
Material & Preparation Fee: \$65.00
Intermediate Weaving Level



4 F-AM 038

4 Hour

**Octagon Pine
Needle Bowl**
Sally Durkee
West Bend WI

You will learn to coil pine needles around a beautiful pottery bowl. Many designs to choose from. Split wheat stitch is taught using artificial sinew. Wooden beads will be added to embellish your bowl. All supplies included.

Dimensions: 7"C x 7"D x 1 1/2"H
Material & Preparation Fee: \$38.00
All Weaving Level



4 F-PM 039

4 Hour

**Shaker Cheese
for Beginners**
Gina Kieft
Rothbury MI

Ever get lost or have a hard time weaving a cheese style basket? Learn an easy, no-fail way to conquer this weave. Gina has discovered an easy way to present the weave that every student can follow. Take home a usable basket for fruit, bread or snacks.

Dimensions: 32 1/2"C x 11"D x 3 1/2"H
Material & Preparation Fee: \$24.00
Beginner Weaving Level

Saturday October 17, 2015

12 hour (6 hours Friday, 6 hours Saturday).....	9:00 am — 4:00 pm	Friday
	9:00 am — 4:00 pm	Saturday
8 hour.....	8:30 am — 5:30 pm	
6 hour.....	9:00 am — 4:00 pm	
4 hour AM.....	8:30 am — 12:30 pm	
4 hour PM.....	1:30 pm — 5:30 pm	

**Saturday classes
begin on the next page**





8 S 040

8 Hour

Braided Corner Market

Gina Kieft
Rothbury MI

Learn to shape this sturdy basket around a rectangular handle. Add the corner bi-spokes, which include a dyed spoke, before working on the side weaving. Several color choices will be offered. Corners are a 3 strand braid with cane.

Dimensions: 17"L x 9"W x 12"H w/hdl
Material & Preparation Fee: \$42.00
Intermediate Weaving Level



8 S 041

8 Hour

Pine Needle Basket Around a Found Object

Carol Lang
Carlsbad CA

Learn to coil a pine needle basket around a found object. Coins, buttons, etc. will be provided or student may bring sm. object to mount. Emphasis will be on regular spacing of stitches. The swirl stitch & wrap stitch will be executed & other stitches will be demonstrated. Students should bring sm. sharp scissors.

Dimensions: 12"C x 4"D x 1 1/2" H
Material & Preparation Fee: \$55.00
All Weaving Level



8 S 042

8 Hour

The Ozark Mountaineer

Billy Owens
Jenkins MO

Another of the "Ozark" series of White Oak baskets I make using leather handles yet staying true to the Ozark tradition of basketry. Features a square "herringbone" bottom & large round top with 2 braided leather handles.

Dimensions: 10"L x 10"W x 10"H w/hdl
Material & Preparation Fee: \$85.00
All Weaving Level



8 S 043

8 Hour

Qoph Annetta Kraayeveld Beloit WI

A gentle touch & serious concentration are needed for this basket. Fun techniques include: a cathead base, lattice twining, continuous weave, & three & four rod waling. Dyed cane gives an antiqued look to the basket. Choose brown, rusts, or green cane. Students should bring #20 Tapestry needle & small packing tool.

Dimensions: 5"D x 5"H
Material & Preparation Fee: \$40.00
Advanced Weaving Level



8 S 044

8 Hour

Vintage Flo Hoppe Rome NY

This delicate lidded basket is made with #1 reed. Spokes are added to both the basket & the lid in a hexagonal weave pattern. The border is woven with two trac borders one that the lid fits on & the other as a lid stop. Choice of beaded or woven pull.

Dimensions: 18"C x 5 3/4"D x 3"H w/hdl
Material & Preparation Fee: \$38.00
Intermediate Weaving Level



8 S 045

8 Hour

Kingston Joni-Dee Ross Summerfield NC

Students will make a unique woven Nantucket lid in this class. Tips will be demonstrated to make Nantucket weaving frustration free. Knobs for the lid included, scrimmed knobs will be available for extra fee. Wood is walnut, contact teacher for cherry.

Dimensions: 10"C x 3"D x 6"H w/hdl
Material & Preparation Fee: \$122.00
Intermediate Weaving Level

Saturday - 8 hour



8 S 046

8 Hour

Initial Journal
Karen Tembreull
L'Anse MI

Stitch an initial onto the cover of the journal with Spruce root & waxed linen. Covers will then be lined & edged with Spruce root & Sweet grass, stitched with chosen color of waxed linen. Add a leather strap for Monk's lace closure.

Dimensions: 9 1/2"L x 6 1/2"W x 1 3/4"H
Material & Preparation Fee: \$75.00
All Weaving Level

Saturday - 6 hour



6 S 047

6 Hour

Teacher's Tote
Dianne Gleixner
Brookfield WI

Students will insert natural & dyed reed spokes into an oval slotted wood base, do start/stop weaving, paired triple twining, & concentrate on shaping. Leather handles are added before rimming. Some color choices are available. Students should bring usual weaving tools, plus quick curing glue.

Dimensions: 14"L x 9"W x 11"H
Material & Preparation Fee: \$57.00
Intermediate Weaving Level



6 S 048

6 Hour

Cedar Rattler
Polly Adams Sutton
Seattle WA

Using cedar bark for the spokes, this rattler will be twined with wire & waxed linen. A knothole will be added, creating a unique shape.

Dimensions: 4"L x 1 3/4"W x 1 1/2"H
Material & Preparation Fee: \$64.00
Intermediate Weaving Level

Saturday - 6 hour



6 S 049

6 Hour

Beaded Bowl
Sally Durkee
West Bend WI

A beautiful one-of-a-kind wheel thrown pottery bowl is rimmed with pine needles & stitched with artificial sinew while adding beads. Shapes will vary greatly. Different color of bowls & beads to choose from. All materials included.

Dimensions: 5"C x 3"D x 3 1/4"H
Material & Preparation Fee: \$39.00
Intermediate Weaving Level



6 S 050

6 Hour

Birds Nest
Eric Taylor
McMinnville TN

Two rows of curls & a wide ash band adds a new twist to one of Eric's baskets. This basket is mold woven with black ash & finished with nailed cherry rims.

Dimensions: 4"D x 3"H w/hdl
Material & Preparation Fee: \$85.00
Intermediate Weaving Level



6 S 051

6 Hour

**Basket Beauties:
Twined Earrings**
Marilyn Moore
Seattle WA

Learn to twine & make miniature baskets. Shape & blend colors with fine wire. Attach your favorite beads to dangle beneath the disc. Students should bring small wire cutters, chain & round nose pliers, small packing tool, embroidery needles sizes 1-5, light, & extension cord.

Dimensions: 1"W x 2 3/4" H
Material & Preparation Fee: \$53.00
Beginner Weaving Level

Saturday - 6 hour



6 S 052

6 Hour

Miniature Country Bread Basket JoAnn Kelly Catsos Ashley Falls MA

This little basket is just like my Small Country Bread Basket - but smaller! Chase woven of precisely prepared black ash splint over a wooden mold. The petite side handles are already notched & the maple rims are single lashed. Student toolbox provided.

Dimensions: 2 3/4"D x 2"H
Material & Preparation Fee: \$45.00
Intermediate Weaving Level



6 S 053

6 Hour

Willow Fruit Basket Sandy Whalen Milford MI

A simple but graceful fruit basket. A good beginning project. Students will learn standard willow techniques of twining, French randing, & a 4 rod border. Different colors of bark willow will be used for added interest.

Dimensions: 35"C x 11 1/2"D x 4"H
Material & Preparation Fee: \$55.00
Beginner/Intermediate Weaving Level



6 S 054

6 Hour

Pansy Kathy Tessler Howell MI

Weave a double base/double wall ash basket over a class mold. Outer wall features randed border, emphasis on mold weaving techniques, rim preparation, application. Nimble fingers are needed.

Dimensions: 3"D x 2"H
Material & Preparation Fee: \$30.00
Intermediate Weaving Level

Saturday - 4 hour



4 S-AM 055

4 Hour

Spiral Rope Chainmaille Bracelet Char Ciammaichella Aurora OH

A fun, easy, rope-style, chain to weave. Using small sterling silver jump rings, interlocked in pairs in such a way that they form a delicate spiral twisting along the length of the bracelet. Nimble fingers & good eyesight are a must. Students should bring Ott light & 2 pair of jewelry pliers if they have them. If not, I will have them.

Dimensions: 7 1/2"L x 1/4"W
Material & Preparation Fee: \$75.00
All Weaving Level



4 S-PM 056

4 Hour

Daisy Snack Basket Char Ciammaichella Aurora OH


Inserting spokes into a wood base, techniques include continuous start/stop weaving, 3 rod pair twining, 4 rod twining in a 2/2 pattern. Basket must be woven to flare out to fit plastic liner. Metal daisy added when finished.

Dimensions: 10"L x 10"W x 6"H
Material & Preparation Fee: \$33.00
All Weaving Level

10"
9"
8"
7"
6"
5"
4"
3"
2"
1"

Sunday October 18, 2015

4 hour8:30 am — 12:30 pm



4 U 057 4 Hour

**1" Miniature in
Wood or Ivory**
Joni-Dee Ross
Summerfield NC

Students will learn to make miniature Nantucketts with less frustration! Students have a choice cherry or walnut wood. Choose ivory option for \$131.00.

Dimensions: 3 1/2"C x 1"D x 2 1/4"H w/hdl
Material & Preparation Fee: \$31.00
Intermediate Weaving Level

Sunday - 4 hour



4 U 058 4 Hour

Marbled Gourd
Jill Robinson
Austin TX

Begin with a clean (inside & out) 6" gourd. First, decorate the gourd using alcohol dyes achieving unique colors & patterns. Then coil with both natural & dyed pine needles & seagrass on the rim. Bring sharp sewing scissors.

Dimensions: 20"C x 6-7"D x 5"H
Material & Preparation Fee: \$54.00
All Weaving Level



4 U 059 4 Hour

**Tomato
Pincushion Basket**
JoAnn Kelly Catsos
Ashley Falls MA

This low cathead basket is chase woven of precisely prepared black ash splint over a wooden mold. The hardwood rim is single lashed. This is perfect for a quilter. Cushion is made of recycled wool fabric - choice of colors. Student toolbox is provided.

Dimensions: 4 1/4"D x 3"H
Material & Preparation Fee: \$65.00
Beginner/Intermediate Weaving Level



4 U 060 4 Hour

Indian Summer
Dianne Gleixner
Brookfield WI

This versatile basket starts with an open weave base. Students will then alternate rows of start/stop weaving with space dyed reed with triple twining with natural reed as they weave up the sides. Leather handles are attached to the ends while rimming. Students should bring usual weaving tools & spoke weight.

Dimensions: 11"L x 8"W x 4"H
Material & Preparation Fee: \$39.00
Beginner/Intermediate Weaving Level



4 U 061

4 Hour

Pine Needle Tray

Sally Durkee
West Bend WI

You will be learning the split wheat stitch on a beautiful pottery base (many designs to choose from). Learn to add beads for embellishment. All materials included.

Dimensions: 8"L x 5 1/2"W x 3/4"H
Material & Preparation Fee: \$37.00
All Weaving Level

Autumn Weavings



4 U 062

4 Hour

Twisted Sister

Gina Kieft
Rothbury MI

This little basket has paired three rod wale arrows made with twisted natural & dyed weavers. Use the combined & twisted reed to create the handles. The basket is made on a class mold & a variety of dyed reed will be available to choose from.

Dimensions: 7"L x 4 1/2"W x 4"H w/hdl
Material & Preparation Fee: \$25.00
Intermediate Weaving Level



4 U 063

4 Hour

Card 5x7

Millie Mannik
Potoskey MI

Twine a flower using waxed linen & create a greeting card.

Dimensions: 5"L x 7"W
Material & Preparation Fee: \$10.00
All Weaving Level



4 U 064

4 Hour

Mini Birch Trays (2)

Karen Tembreull
L'Anse MI

This small heart & folded Birch bark tray is stitched with waxed linen over Spruce root & Sweet grass rim. Students will have materials to make two trays with an optional addition of decorative edgings.

Dimensions: 4"L x 3 3/4"W x 1 1/2"H
Material & Preparation Fee: \$30.00
Intermediate Weaving Level



4 U 065

4 Hour

Reduce Reuse Recycle

Kathy Tessler
Howell MI

Recycle those junk mail catalogs by weaving them into baskets! Strips of paper are bias plaited to create three nesting baskets. Complete one in class. All tools provided.

Dimensions: vary
Material & Preparation Fee: \$18.00
Intermediate Weaving Level